

Plugin ManyToMany relationship for pagemaster

Context

A workaround exist for handling many to many relationship with pagemaster, but it doesn't allow you to edit easily your publication. (<http://community.zikula.org/module-Extensions-display-of-component-componentid-137.htm>). A portal was developed using this workaround on bookona.org, data were inserted automatically using script, now the portal need a GUI usable for common user.

- ⚠ Specific development for the portal doesn't have to be done; only the plugin is required.


Scenario

In order to simplify the explanation, we will use an example.

Use Case 1: creation of the field

- General explanation

Imagine you've got a publication, book and that you want to link it to n authors. In the Pagemaster gui, you create a new field "manytomany relationship", a new "linked" publication is automatically create by this action (LinkBookAuthor).



- Book is the main subtype
- Author is an external subtype
- LinkBookAuthor is the subtype which link "Book" and "author"

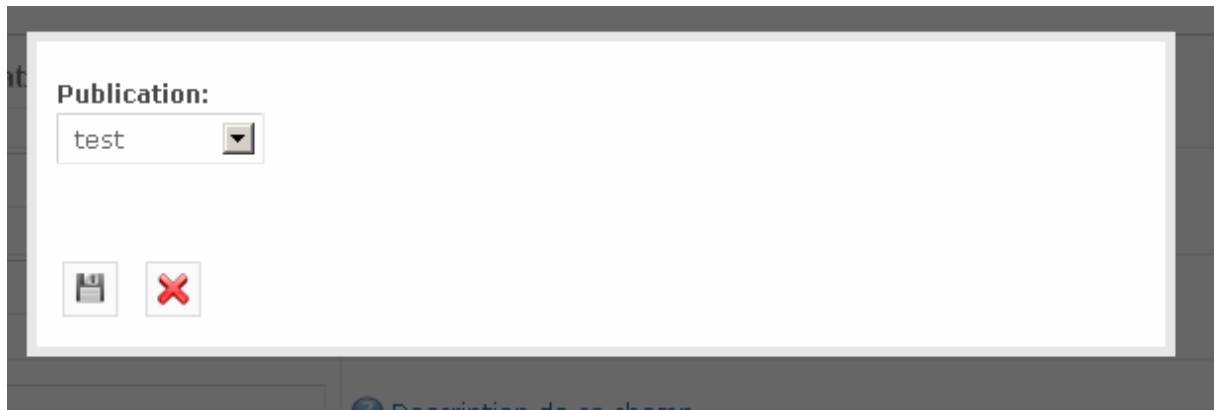
LinkBookAuthor have only 2 "publication" fields (one for the "book", the other for the "author")

- Plugin part

When people create a new field, in the type of field, you can now choose "relationship". 4 in the pid of the linked publication (pid of the author publication in my example).

Type of field (plugin)	Relationship
	4

When you click on green button this popup is displayed



- Creation of the publication

Step 1: create plugin field for the current publication in DB (Book)

Step 2: create Linked Publication (LinkBookAuthor)

Step 3: create plugin field for the other publication in DB (Author)

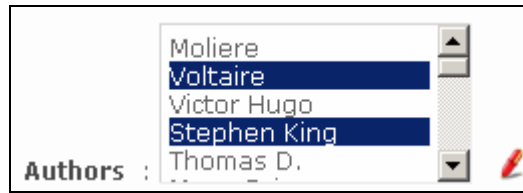
- Display of the publication in the menu

The link publication in the menu are displayed with a special background, in order to distinct them from the classical type of publication. Here is an example, linked publication have a blue background.

Titre	Description	Editer les champs de publication	Liste des publications	Liste de gestion des publications	Nouvel article	Afficher le code pnForm (formulaire)	Afficher le code de la liste des publications	Afficher le code de la publication complète
Livre								
Auteur								
Editeur								
Reference	d ou viennent les données							
linkAuthorBook								
linkEditorBook								
linkReviewBook								

Use Case 2: creation/edition of a publication

When you create a publication, data are loaded from the author table (select all in the table). A multiselect field is created with this data. A image link (pencil) allow you to create new “author”.



When data are saved, we add or edit information in the LinkBookAuthor table. In this case, for the given book , we ve got two author, which means two entries in LinkBookAuthor.

If we got a book with pm_pid = 10, and two authors with pm_pid=12 and 13.
LinkBookAuthor look like this

FID_LOOK (book)	FID_JOIN (author)
10	12
10	13